



AccessPod

The instant bathroom solution

Available
for Hire or
Purchase

Portable Pop Up Bathrooms

Thanks to the portable nature and the unique pod design of the PIP AccessPod, our installation team can deliver this innovative temporary bathroom solution directly to a customer's home quickly anywhere in the Victorian area. Although delivery and installation can be achieved quickly, the PIP AccessPod means you don't have to compromise on comfort, convenience and safety.



NEW TO MARKET

* Shown without ramp installed

We understand the significance of ensuring the needs of unrestricted mobility whilst using the bathroom facilities, as well as codes and design that can make life much easier.

Whether you want to continue living in your home whilst renovations are carried out or you are ready to return home from hospital or care, we will provide you with a solution that ensures you can enjoy the full use of your home.

All our PIP AccessPod are fitted with the necessary adaptations to simplify toileting and showering for those with physical challenges. The PIP AccessPod is safe, easy to clean and conforms to the relevant Australian plumbing and electrical standards and is supplied with an self-contained thermostat controlled hot water service.

Why use our portable bathrooms?

- ✓ PIP Portable Bathroom is completely self-contained simply placed on the floor of your garage and connected to the closest power, water and sewer points.
- ✓ Full non-slip wet floor including toilet, adjustable height hand shower, shower area and hand basin.
- ✓ The enclosure provides a warm area to shower and dress in, even in the middle of winter utilising a infrared heater.
- ✓ The PIP AccessPod can be set up in a few hours.
- ✓ *We can design and deliver custom ramped access to enter the PIP AccessPod.



More on our Portable Pop Up Bathrooms

What are the advantages?

- Available to all corners of Victoria.
- Plumbing and electrical compliant.
- The units can be installed quickly in a garage, carport or even out in the elements on the front or back of your property.
- Conventional flushable toilet.
- Temporary or longer-term hire options available.
- Designed for disabled access.

When to use the portable bathroom?

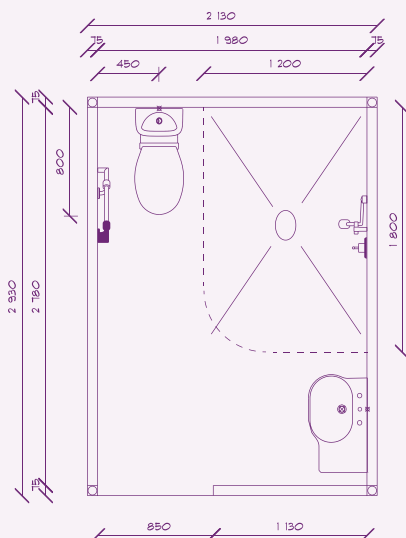
Leaving home and possibly entering respite care, while a bathroom renovation is undertaken. Unnecessary remaining is hospital while the renovation work is being completed. Unnecessarily long stays in hospital whilst you are waiting on funding for home modifications. Palliative care solutions.

Technical Specifications & Requirements

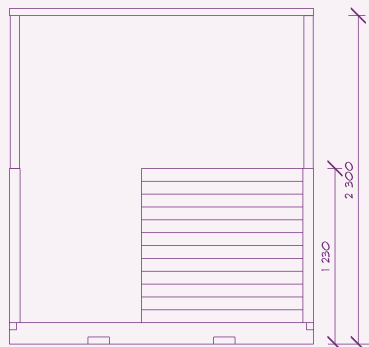
- Allow as much space as possible for of user access.
- Allow 300mm at the rear for plumbing services.
- 10amp – 240 volt power point.
- Access to garden tap.
- Access to sewer gully trap.
- Dimensions:
Door Opening: 850mm (wide) x 1230-2300mm (height)
Length: 2130mm x 2830mm

Who benefits from the PIP AccessPod?


- You or a client who are discharged from hospital but are not able to access their existing bathroom safely.
- People living in rental properties who cannot modify the bathroom.
- You or a client who have mobility issues.



Floor Plan



Front Elevation



Side Elevation

Contact Us To Learn More

To learn more about how the PIP AccessPod can enhance independence for you or your clients, we encourage you to reach out to our friendly team. You can visit our website at www.haleberry.com.au or give us a call on **1300 657 016**. We are here to provide you with the information and support you need to create a safer and more accessible bathroom environment.



1300 657 016

pip@haleberry.com.au

www.haleberry.com.au



REGISTERED
Building Practitioner

RBP ID:
DB -U 23053

NDIS Registered Provider Number: 405 000 2403 | ABN: 12 086 372 198